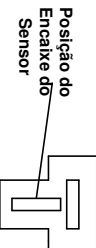
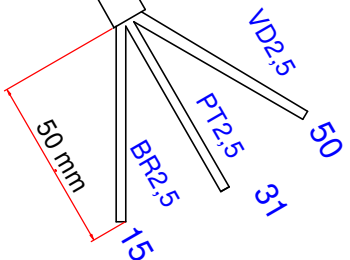
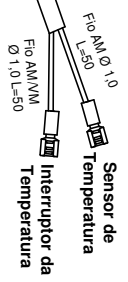
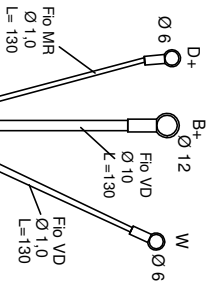
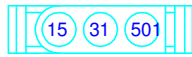


Alternador



SOLENOIDE

Soquete montado AMP



Espaguete Ø 10 mm / L= 1800

Espaguete 10 mm / L= 350 mm

Espaguete 10 mm / L= 220 mm

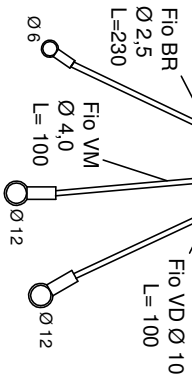
Espaguete Ø 4 mm L= 700 mm

Espaguete Ø 8mm / L= 1450 mm

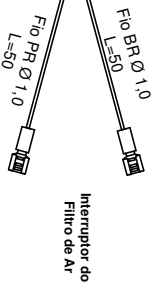
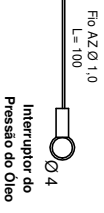
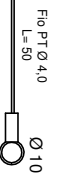
Espaguete Ø 4mm / L=1550mm

Espaguete Ø 4mm / L=500

Espaguete Ø 8mm / L= 1150mm



Motor Partida



Interruptor do Filtro de Ar